

DynaMarker, Prestain Marker For Small RNA

Features

■ Prestained !

"DynaMarker Prestain Marker for Small RNA Plus" is highly visible indicator with dual colors of blue and red.

■ From 20 to 100 base !

The apparent sizes of the bands in the marker are 20, 30, 40, 50, 75 and 100 bases in length.

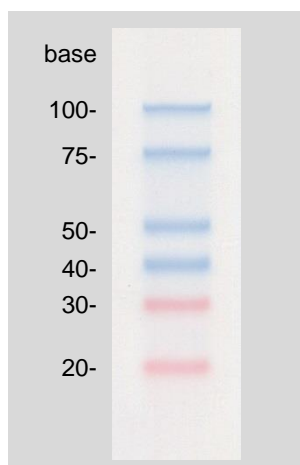
■ Ready to use !

It is ready-to-use mixture for acrylamide gel.

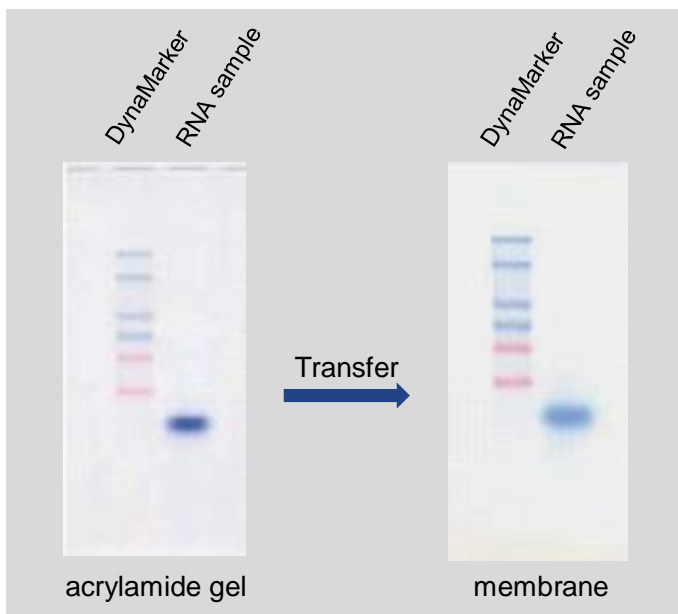
Do not require heat treatment or denaturing agents.

■ Visible during electrophoresis !

The visible prestained bands during electrophoresis enable you to run RNA electrophoresis under the optimized condition.



Electrophoresis profile of DynaMarker Prestain Marker for Small RNA Plus (5 μ L) on 10 % acrylamide containing 7.5 M urea gel with 1 \times TBE buffer as running buffer.



Left: Electrophoresis profile 10 % acrylamide containing 7.5 M urea gel with 1 \times TBE buffer as running buffer.
Right: Nylon membrane after transfer

Product Information

[Supplier : BDL]

Product Name	Size	Code	Storage
DynaMarker, Prestain Marker for Small RNA Plus	75 μ L	DM253S	-20 $^{\circ}$ C
	150 μ L	DM253	-20 $^{\circ}$ C

DynaMarker, Prestain Marker For RNA High

Features

■ Prestained !

"DynaMarker, Prestain Marker For RNA High" is highly visible indicator with dual colors of blue and purple.

■ For high base RNA !


The apparent sizes of the prestained bands are **200, 500, 1,000, 2,000, 4,000 and 8,000** bases in length.

■ Ready to use !

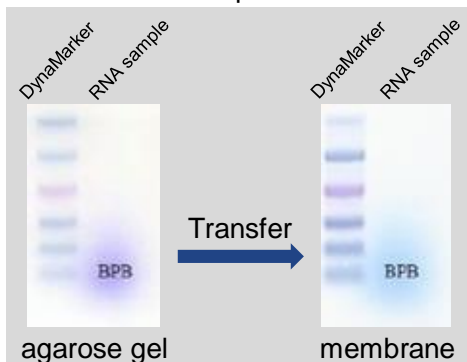
It is ready-to-use mixture for agarose gel. **Do not require heat treatment or denaturing agents.**

■ Visible during electrophoresis !

The visible prestained bands during electrophoresis enable you to run RNA electrophoresis under the optimized condition.



Electrophoresis profile 0.8% agarose - 2.2 M formaldehyde gel / 1 x MOPS buffer as running buffer.



Left: Electrophoresis profile of 0.8% agarose - 2.2 M formaldehyde gel / 1 x MOPS buffer as running buffer

Right: Nylon membrane after transfer

Product Information

[Supplier : BDL]

Product Name	Size	Code	Storage
DynaMarker, Prestain Marker for RNA High	90 µL	DM260S	-80°C
	180 µL	DM260	-80°C

NOTE * All products on here are for research use only, not for diagnostic use. * All brand and product names are registered trademarks of their respective companies.
* Products might be changed for improvement without prior notice. * Please contact your local distributors for orders, quote request and any inquiry.

Your Local Distributor Distributor in US and Canada



Diagnocine LLC

http://www.diagnocine.com/
Tel: + 201-681-7263 Fax: + 201-537-4225
E-mail: info@diagnocine.com
370 Golf Place, Hackensack, NJ 07601



funakoshi Co., Ltd.

Address: 9-7 Hongo 2-Chome, Bunkyo-ku,
Tokyo 113-0033 JAPAN
Phone: +81-3-5684-6296
Fax: +81-3-5684-6297
Email: export@funakoshi.co.jp